

# Bosses-Supports




ART. 297 CHAIN HITCH    ART. 287 PUMP PEG    ART. 289 NUMBER BRACKET    ART. 292 NUMBER BRACKET    ART. 299A T. T. GEAR BOSS    ART. 291 DERAILLEUR BOSS



**EVEREST**  
C-134. Stainless Steel Boss Front Deraillieur. For 31.8mm Tube.



ART. 477 - M5. 8.75mm for 1/4" hole    ART. 296 GEAR LEVER BOSS    ART. 260. Comes with INOX spring    ART. 282 ERGO BOSS    ART. 295. Rear smaller    ART. 294. Rear    ART. 293. Front. PANNIER BOSS




BOTTLE CAGE BOSS. 8MM.    BOTTLE CAGE BOSS. 10MM.    BOTTLE CAGE BOSS. 9mm.    BOTTLE CAGE BOSS. 10mm.    BOTTLE CAGE RE-INFORCEMENT.    RE-INFORCEMENT    TOP TUBE GUIDE    ART. 472 - M5.    ART. 475 - M5.    ART. 476 - M5. ART. 457 - M6.    ART. 361 Fits 471.    ART. 367 6mm Hole.    ART. 369 8 x19mm. Hole.    ART. 362 Fits Art 189 or 190




ART. 301 - M5. STI BOSS FOR DOWN TUBE. INCLUDES MATCHING SCREW & SPRING    ART. 449 SEAT BOSS 22mm. Wide.    ART. 479. Steel. Head Tube also stocked. (CYRA18)    ART. 480. 32mm. ART. 489. 36mm.    For 1". For 1 1/8"    ART. 481 ART. 482    For 1 1/8". ART. 491    INTEGRATED HEAD TUBE RINGS    HEAD TUBE REINFORCEMENTS    STEERER COLLAR    STEERER COLLAR DEEP



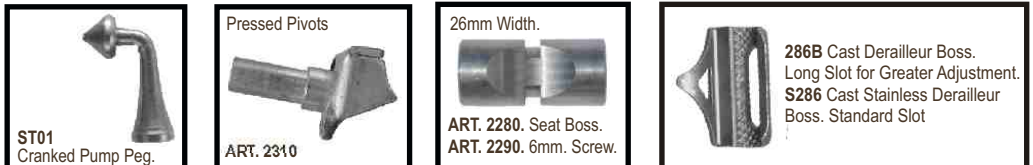
-----JS-110 Series. Cantilever Bosses.-----



-----JS-150 Series. Cantilever Bosses.-----



M5x12mm As illustrated. Socket or Button Head.  
M5x20mm Socket Head.  
M6x20mm Socket Head  
M6x25mm Socket Head.  
Also available:- M5 Washers, Black M8 High Tensile Bolts.



ST01 Cranked Pump Peg.    ART. 2310 Pressed Pivots    ART. 2280. Seat Boss. ART. 2290. 6mm. Screw.    286B Cast Deraillieur Boss. Long Slot for Greater Adjustment. S286 Cast Stainless Deraillieur Boss. Standard Slot